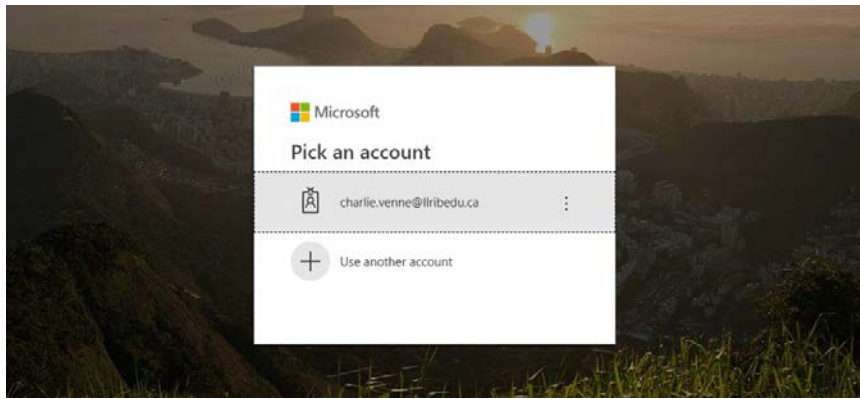
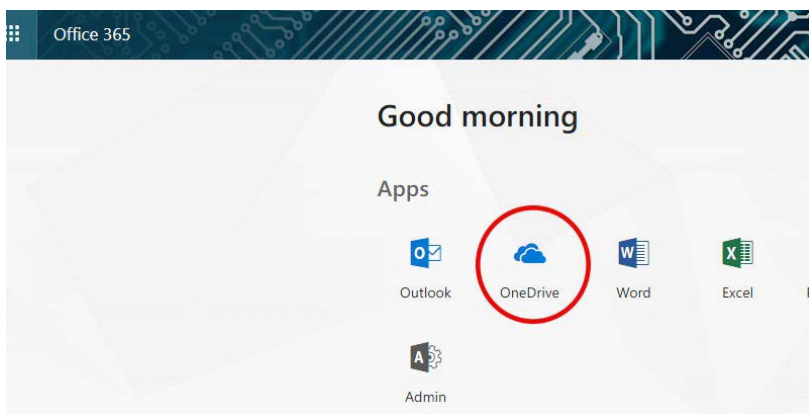


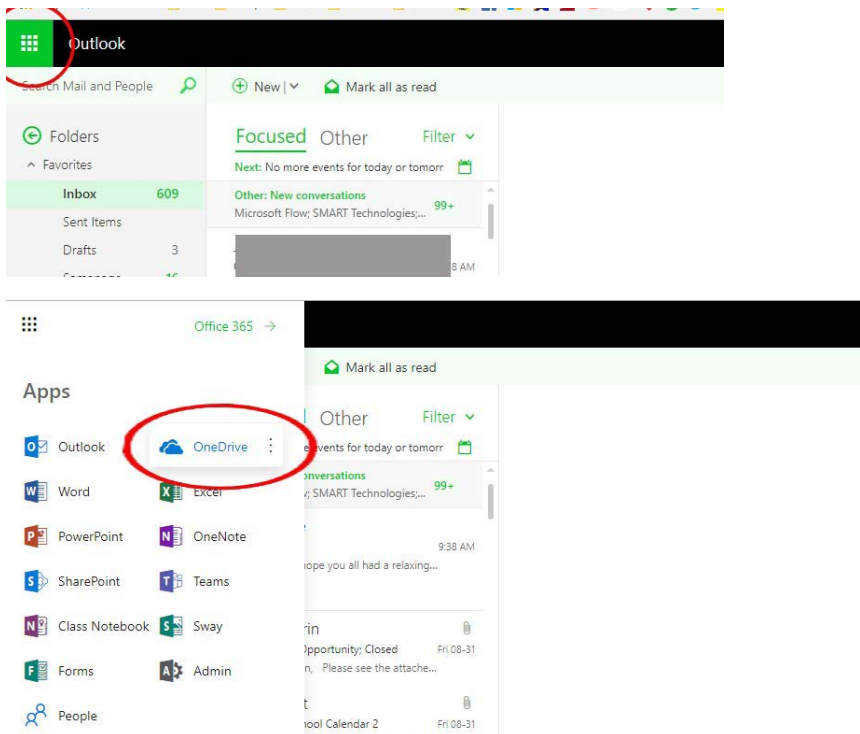
Go to <https://www.office.com/> Login to your llribedu.ca email account.

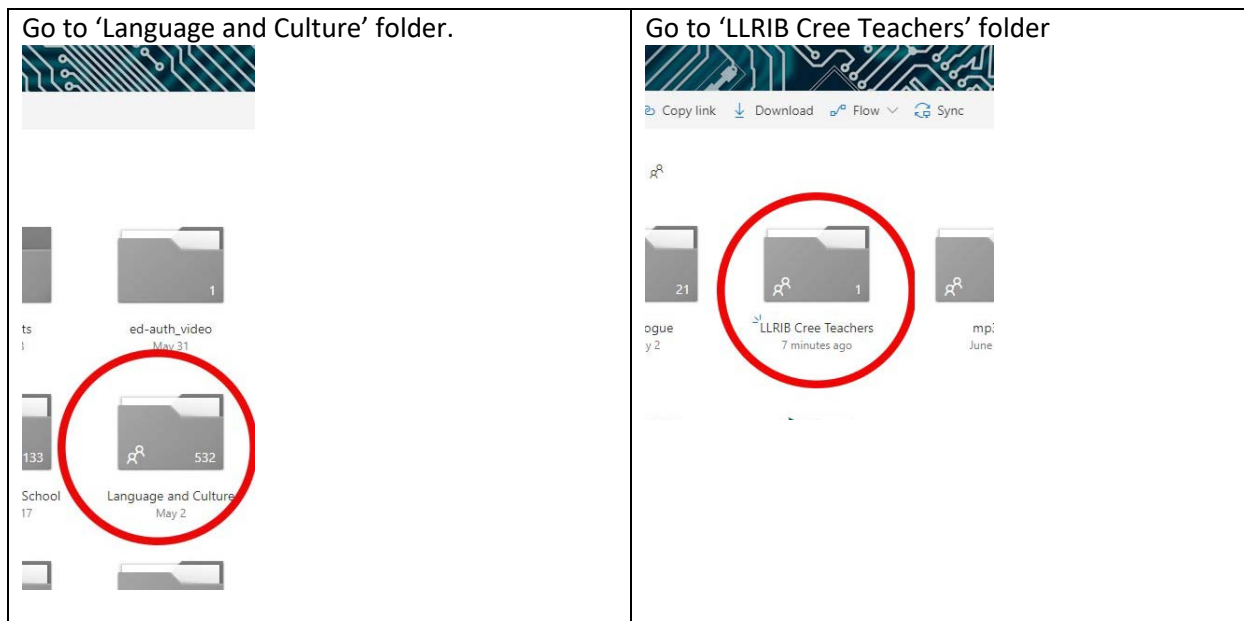


It will first take to a page with all the applications associated with your Office 365 account. Go to OneDrive.

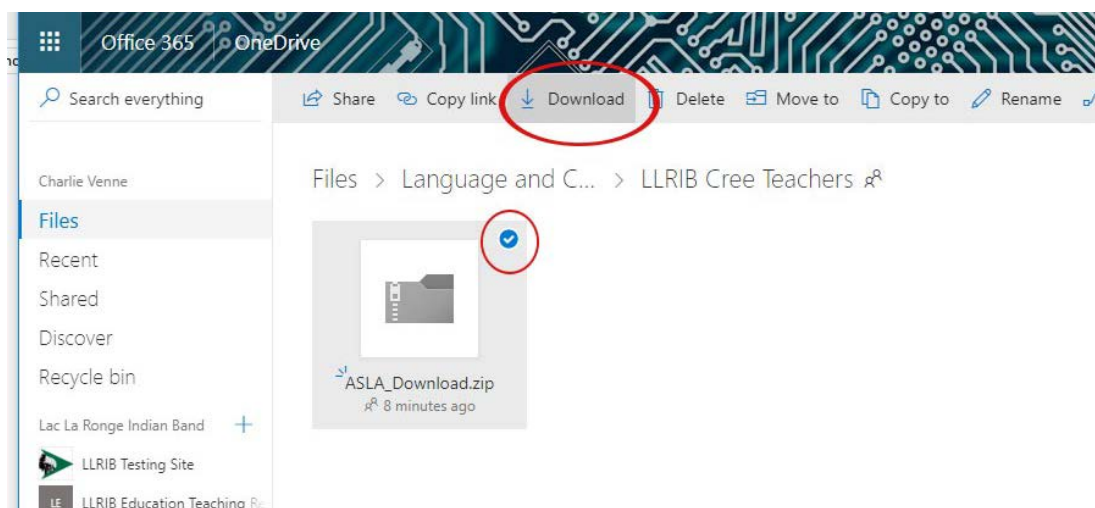


If you are already logged in, go to app launcher and click on OneDrive.

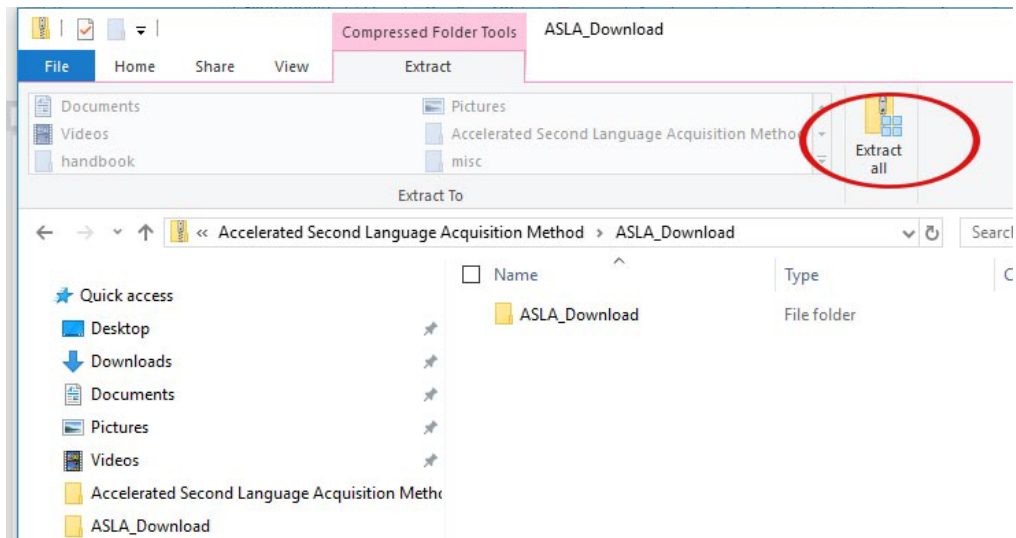




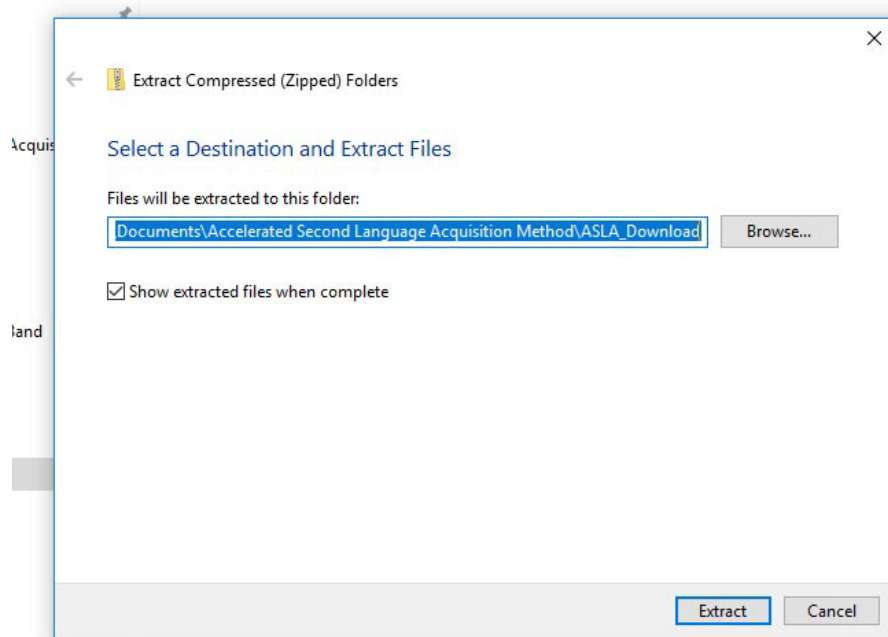
Click to select the 'ASLA_Download' zip file until a blue circle with a check mark shows up, then select the Download button to download the file. If you accidentally select and open the 'ASLA_Download' zip file, go Back and try to select the little circle on the top-right of the folder until a blue circle with a check mark shows up.



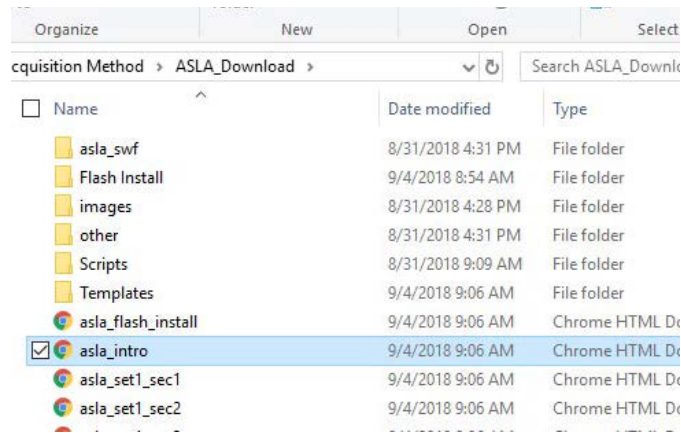
After downloading the zip file, double-click it and choose extract all



Choose where to extract files, you can just click extract to place the folder where the zip is.



Open the ASLA_Download folder and open 'asla_intro.html' with your favourite browser.



You are on the right track

ACCELERATED SECOND LANGUAGE ACQUISITION METHOD


HOME

- ▶ [Set 1](#)
- ▶ [Set 2A](#)
- ▶ [Set 2B](#)
- ▶ [Set 2C](#)
- ▶ [Set 3A](#)
- ▶ [Set 3B](#)
- ▶ [Set 4](#)
- ▶ [Set 5](#)
- ▶ [Set 6](#)
- ▶ [Set 7](#)
- ▶ [Set 8](#)
- ▶ [Set 9](#)
- ▶ [Set 10](#)
- ▶ [Set 11](#)
- ▶ [Set 12](#)
- ▶ [Set 13](#)

[Adobe Flash Installation Page](#)
(if needed).

Introduction

The Accelerated Second Language Acquisition Method.



The exercises have a simple click and hear functionality complete with images to exercise the memory. Cree class students are encouraged to practice these words on the computer. Remember, this is for classroom resource purposes only. We hope that these language exercises will encourage the learner to enjoy speaking and hearing the Cree language.

Thank you, from the CREE LANGUAGE UNIT - <http://llribedu.ca/cree-language-unit/>

Set Descriptions:

Set 1: Nouns, combination of the nouns and locative case

Set 2A: List of sentences combining animate nouns with verbs and the addition of demonstrative pronoun: this—awa

Set 2B: Sentences combining animate nouns with verbs and demonstrative pronoun: that—nāha

Set 2C: Inanimate nouns and the addition of demonstrative pronouns: this—ōma, that—nīma, these—ōho, those—nīhi

Set 3A: Nouns in Set 1 and 2 are in plural form. List of sentences combining nouns with verbs and the addition of plural demonstrative